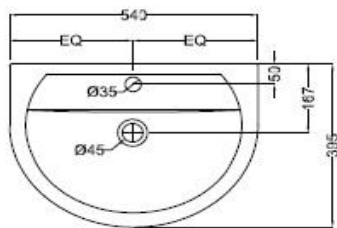


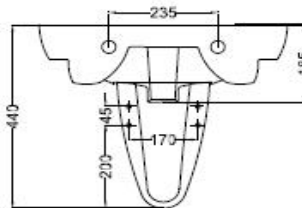
SPECIFICATION DATA SHEET
PRODUCT DETAILS

Manufacturer :	ESSCO	Type:	Wall Hung Basin with half Pedestal
Range	Cosmo	Colour:	White
Outlet	Horizontal	Material:	Ceramic - Vitreous China
Technical Details:	Diameter of the tap hole 35 \varnothing +2 -1 mm,	BOM doc.NO.	ESW/02/2018/011
	ID of waste outlet hole 45 \varnothing +2 -1 mm		ESW/02/2018/012
	Horizontal distance between the center line of the tap hole and the center line of the waste outlet hole \leq 117 mm		

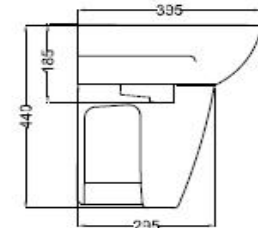
ARTICLE NAME: WALL HUNG BASIN

TECHNICAL DIMENSIONS


TOP VIEW



BACK VIEW



SIDE VIEW

 ALL DIMENSIONS ARE IN MM.
 (TOLERANCE \pm 5 MM)

PRODUCT DIMENSIONS

Length (mm)	Width (mm)	Height (mm)	Net weight (kg)
540	395	440	15.8

USP

With Tap Hole, Packed with Overflow Hole Cap and Fixing Accessories(Packed with Pedestal Fixing Screws)

ACCESSORIES PROVIDED

Overflow hole Cap	ZPS-WHT-9012
Basin fixing screw	ZPS-MST-RB03
Pedestal fixing screw	ZPS-SNS-FB05

CARE AND CLEANING GUIDELINES

- ★ Vitreous china sanitary ware products are fragile in nature and need to be handled with care (to avoid personal injury) at all times during its storage, handling, installation and use thereafter.
- ★ The product is heavy and it is recommended that two persons hold it while it is being fixed.
- ★ Carefully inspect the new product for damage before installation.
- ★ Risk of product damage. Over tightening may cause breakage or chipping of vitreous china.
- ★ Risk of external leakage. Do not lift or rock the bowl after placement.
- ★ Always test your cleaning solution on an inconspicuous area on the product before applying it to the entire surface.
- ★ Do not allow cleaners to sit or soak on the product.
- ★ Use a soft, dampened sponge or cloth to clean. Never use abrasive material like a bristle brush or scouring pad.
- ★ Wipe surfaces clean and rinse completely with water immediately after applying cleaners.
- ★ Clean Chrome, stainless steel surfaces once a week. Do not use cleaners containing chloride on chrome, stainless steel. If used, rinse the surface immediately to prevent corrosion.
- ★ Wherever chrome plating is used on the products, use only warm water to clean and then dry with a soft cloth.

CERTIFICATION

Compliance : IS 2556.4:2004, IS 2556.1:1994, BS EN 14688 :2015/CE



All technical dimensions are in accordance to British standards, Bureau of Indian Standards

PACKAGING DETAIL

Length (mm)	Width (mm)	Height (mm)	Gross Weight(kg)
Basin	560	410	13.20
Pedestal	305	215	5.80

LOADING PALLET DETAIL

Length (mm)	Width (mm)	Height (mm)	no of pieces on pallet
1140	1140	2285	52
1140	1140	2285	64



Prepared By Designer Date	Controlled By Quality control	Verified By Product Manager	Approved By Sanitaryware Head
Revision/Version	1	Plotter Updated on Month	09-Jul Year 2018