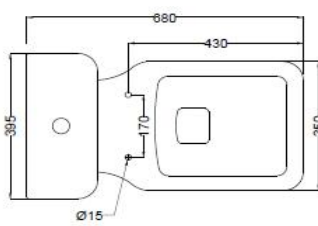
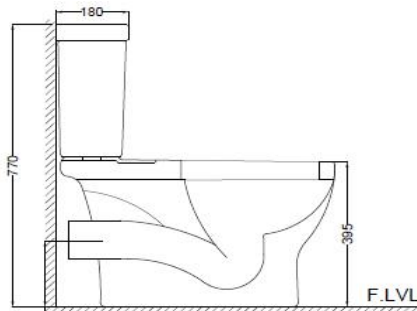
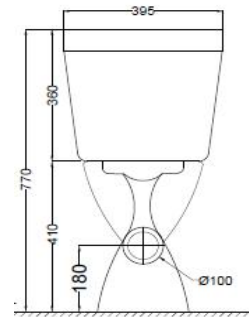


**SPECIFICATION DATA SHEET**
**PRODUCT DETAILS**

<b>Manufacturer :</b>	ESSCO	<b>Type:</b>	Complete Set For Coupled WC (P trap )
<b>Range:</b>	Aspire	<b>Outlet:</b>	Vertical
<b>Colour:</b>	White	<b>Material:</b>	Ceramic - Vitreous China
<b>Technical Details:</b>	External diameter of outlet $\phi$ 100 +5 -2 mm	<b>BOM doc.NO.</b>	ESW/01/2020/062
	Vertical distance between the Floor and the centre line of the waste outlet hole $\leq$ 180 mm		

**ARTICLE NAME: COMPLETE SET COUPLED WC**

**TECHNICAL DIMENSIONS**

**TOP VIEW**

**SIDE VIEW**

**BACK VIEW**

 ALL DIMENSIONS ARE IN MM.  
 (TOLERANCE  $\pm$  5 MM)

**PRODUCT DIMENSIONS**

Length (mm)	Width (mm)	Height (mm)	Net weight (kg)	USP
395	680	770	31.5	Complete Trap Wash, Packed with Floor Fixing Screws (Packed with Cistern Fittings)

**ACCESSORIES PROVIDED**

PP normal close slim seat cover	AIS-WHT-103N
Cistern	AIS-WHT-101201
Cistern Fittings	ZCF-WHT-FT003
Floor fixing screw	ZPS-SNS-FB01

**CARE AND CLEANING GUIDELINES**

- ★ Vitreous china sanitary ware products are fragile in nature and need to be handled with care (to avoid personal injury) at all times during its storage, handling, installation and use thereafter.
- ★ The product is heavy and it is recommended that two persons hold it while it is being fixed.
- ★ Carefully inspect the new product for damage before installation.
- ★ Risk of product damage. Over tightening may cause breakage or chipping of vitreous china.
- ★ Risk of external leakage. Do not lift or rock the bowl after placement.
- ★ Always test your cleaning solution on an inconspicuous area on the product before applying it to the entire surface.
- ★ Do not allow cleaners to sit or soak on the product.
- ★ Use a soft, dampened sponge or cloth to clean. Never use abrasive material like a bristle brush or scouring pad.
- ★ Wipe surfaces clean and rinse completely with water immediately after applying cleaners.
- ★ Clean Chrome, stainless steel surfaces once a week. Do not use cleaners containing chloride on chrome, stainless steel. If used, rinse the surface immediately to prevent corrosion.
- ★ Wherever chrome plating is used on the products, use only warm water to clean and then dry with a soft cloth.

**CERTIFICATION**

Compliance : IS 2556.2:2004, IS 2556.1:1994 , EN 997 :2012+A1, BS EN 14124:2004/CE



All technical dimensions are in accordance to British standards, Bureau of Indian Standards

**PACKAGING DETAIL**

Length (mm)	Width (mm)	Height (mm)	Gross Weight(kg)	LOADING PALLET DETAIL
860	410	420	42.5	Length (mm) 1140, Width (mm) 1140, Height (mm) 2285, no of pieces on pallet 16



Prepared By Designer Date	Controlled By Quality control	Verified By Product Manager	Approved By Sanitaryware Head
Revision/Version 1		Plotted Updated on Month 18-Jan	Year 2020